




# GOOD MORNING!



Welcome to your first  
online lesson!



Challenge: Can you find these 2 icons on your screen to make sure that you video and microphone are turned off?





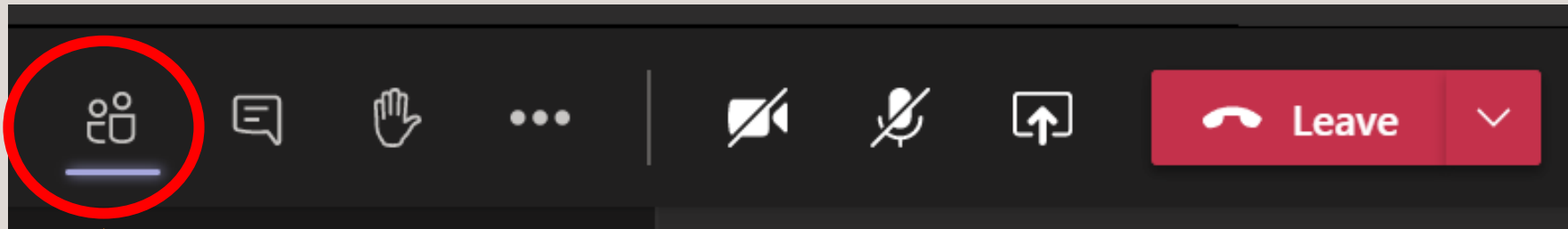
# WELCOME TO TEAMS!

## A FEW RULES BEFORE WE BEGIN...

- No 1:1 lessons will take place, we will always be in a group.
- Staff and children must wear suitable clothing, as should anyone else in the household.
- Any computers/tablets used should be in appropriate areas, for example, not in bedrooms; and where possible be against a neutral background.
- Language must be professional and appropriate. Anyone using inappropriate language will be removed from the Team.
- Videos may be muted for both pupils and staff if other children in the household become unsettled or cause a disruption. If a teacher asks you to mute your video, please do so.
- We are all responsible for making this work so we will help and encourage each other so that everyone can have a say and get involved.



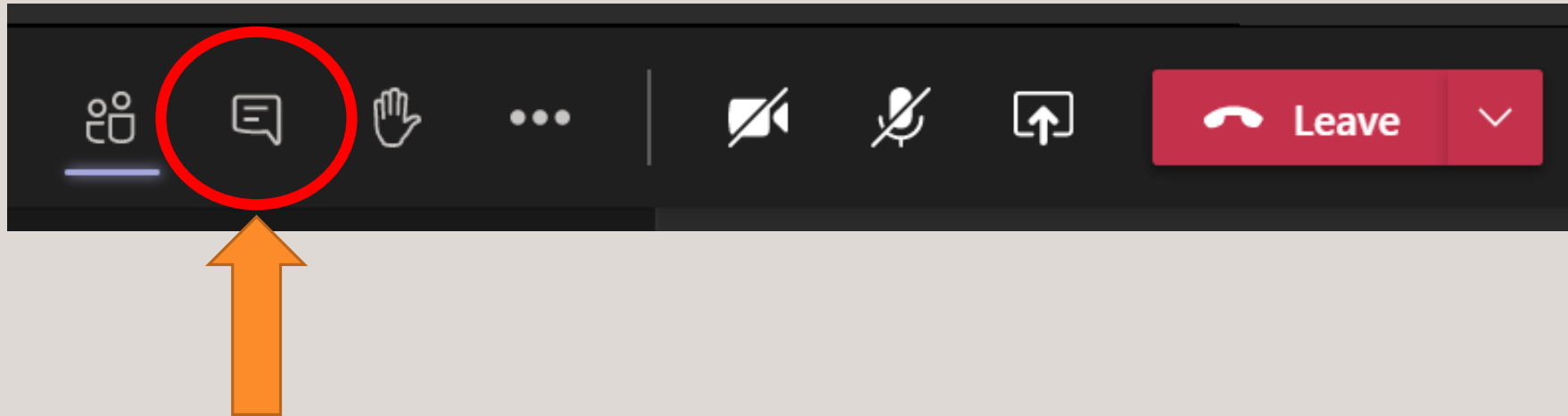
# HOW DO I USE THIS?



This tells you who is the meeting! Can you click on it and see who is in the call?



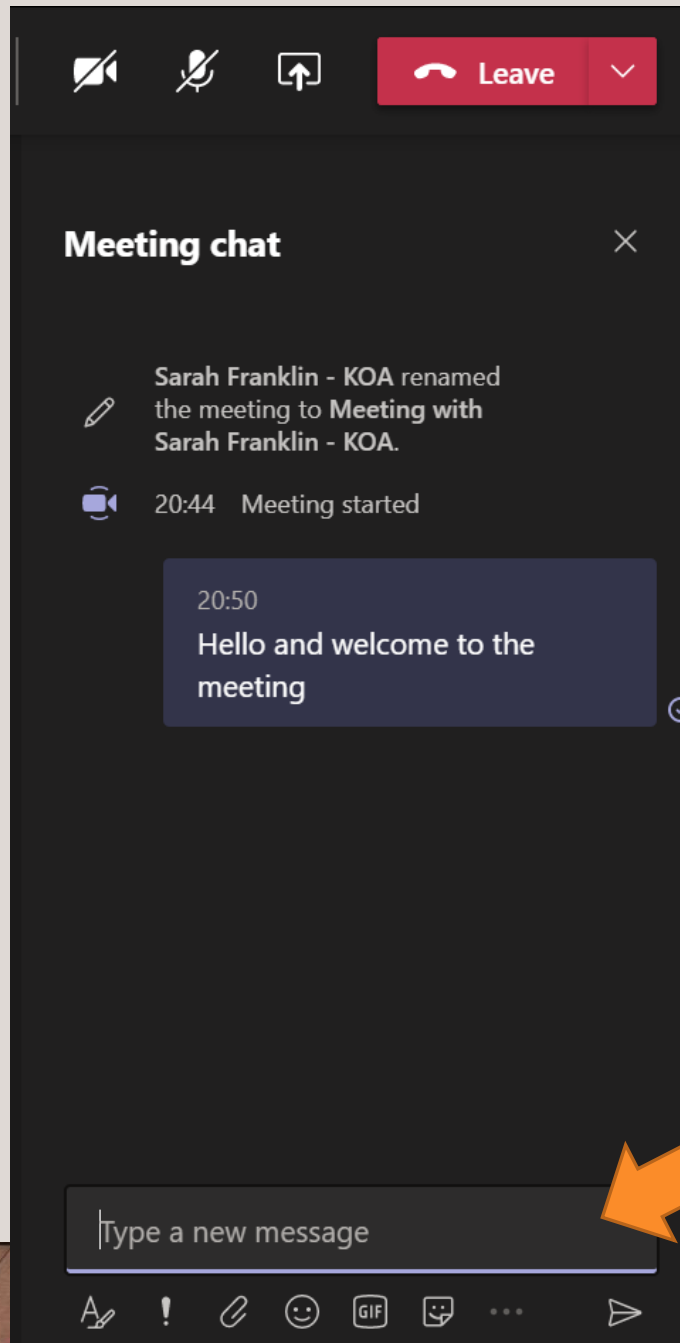
# HOW DO I USE THIS?



This lets you write a message to your teacher.

**Only** use this if your teacher tells you to!

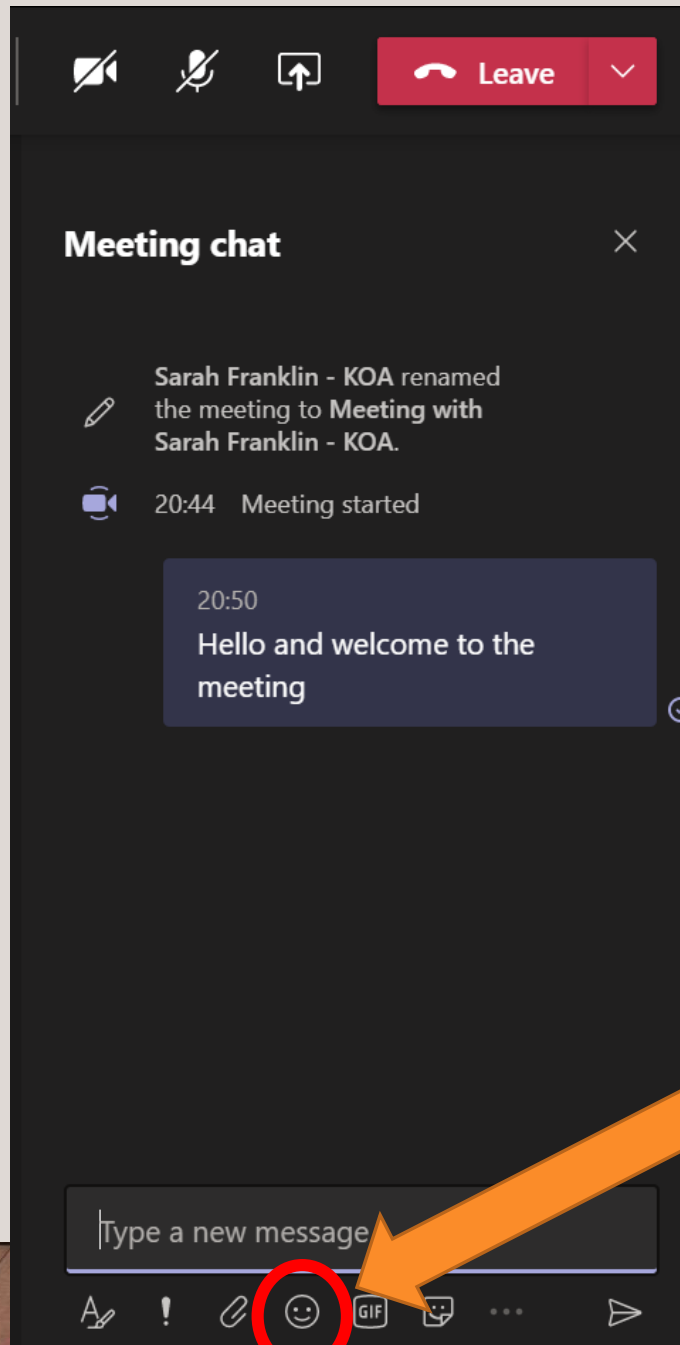
Can you click on the chat and see if it comes up on your screen?



# HOW DO I USE THIS?

You can type in this box here if you want to ask a question or answer a question from your teacher.





# HOW DO I USE THIS?

And you can use this to send an emoji!

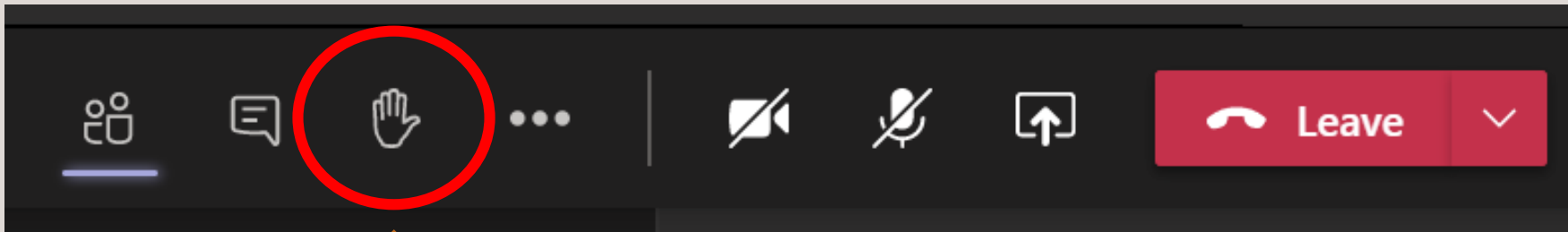
Can you send:

- A thumbs up?
- A penguin?
- A teddy?





# HOW DO I USE THIS?



This allows you to raise your hand. You can do this if you have a question or if your teacher asks you to.

Can you raise your hand... now!



# RULES

## BEFORE YOU JOIN:

1. MAKE SURE THAT YOU ARE IN A QUIET ROOM SO THAT YOU CAN HEAR AND THAT YOU ARE APPROPRIATELY DRESSED
2. MAKE SURE THAT YOUR ADULT IS IN THE ROOM WITH YOU.
3. MAKE SURE THAT YOU HAVE EVERYTHING THAT YOU NEED







# RULES

## JOINING THE SESSION:

1. MAKE SURE THAT YOU ARRIVE ON TIME
2. JOIN WITH MIC AND CAMERA OFF

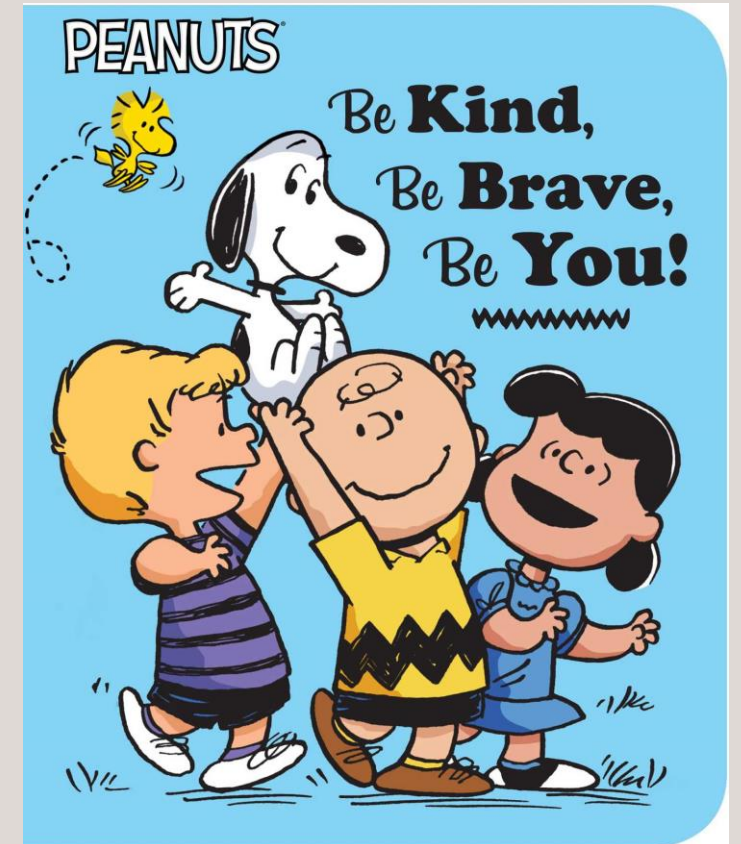




# RULES

## DURING THE SESSION:

1. NORMAL CLASSROOM RULES APPLY:  
LISTEN TO THE TEACHER
2. WORK HARD. BE KIND.
3. DON'T USE THE CHAT UNLESS YOUR  
TEACHER TELLS YOU TO





# WHICH LESSONS WILL BE LIVE?



You will have a check in with your teacher every day where you will be able to turn your camera on and say hello to your classmates!



# REMEMBER...

- **IF YOU NEED US, WE ARE HERE – CONTACT US VIA CLASS DOJO OR EMAIL**
  - **WORK HARD. BE KIND.**
- **SEND US ALL OF YOUR WONDERFUL LEARNING!**

