

























## Y3 iLanguages French Scheme of Work Overview






**Symbols key:**







Culture	Vocabulary	Listening	Speaking	Reading	Writing	Phonics	Grammar	Singing	Watching	Collaborative learning
										







Week	Learning Outcomes	KS2 Framework objectives	NC levels	Skills
1: Greetings and French culture	Understand that French is spoken in France and elsewhere. Say and respond to <i>bonjour, salut</i> and <i>au revoir, à tout à l'heure</i> and <i>à bientôt</i> . Understand the convention of kissing on the cheek when greeting.	O3.1 Listen and respond to simple rhymes, stories and songs. O3.4 Listen attentively and understand everyday words. KAL Recognise conventions of politeness. IU3.2 Locate country/countries where the language is spoken. IU3.3 Identify social conventions in other cultures. LLS Practise new language with a friend.	Listening: 1b Speaking: 1b Reading: 1b Writing: 1b	
2: Greetings and classroom instructions	Say and respond to <i>bonjour, salut</i> and <i>au revoir</i> . Say and respond to <i>Ça va?</i> and <i>Et toi?</i> using <i>très bien, pas très bien</i> and <i>comme ci, comme ça</i> .	O3.1 Listen and respond to simple rhymes, stories and songs. O3.4 Listen attentively and understand everyday words. KAL Recognise conventions of politeness. IU3.3 Identify social conventions in other cultures. LLS Practise new language with a friend. LLS Use actions to aid memorisation.	Listening: 2c Speaking: 2c Reading: 1b	
3: Classroom instructions	Say and respond to <i>taisez-vous, écoutez, regardez, répétez, levez-vous</i> and <i>asseyez-vous</i> . Understand that French has silent letters and that -z is always silent when at the end of a word. Learn how to pronounce the phoneme é.	O3.4 Listen attentively and understand everyday instructions and everyday classroom language. Use actions to aid memorisation. LLS Look at the face of the person speaking and listen attentively. LLS Use gestures to show they understand.	Listening: 1b Speaking: 1b/ 2c Reading: 1b	

<p><b>4: Animals</b></p>	<p>Say and respond to <i>un chat, un chien, un cochon, un lapin, une souris, une tortue</i> and <i>un serpent</i>. Learn to sing a well-known French song. Learn how to pronounce the phoneme ch.</p>	<p>O3.3 Perform simple communicative tasks using single words (recall and retain new vocabulary) O3.4 Listen attentively and understand everyday instructions and everyday classroom language. KAL Imitate pronunciation of sounds. LLS Use actions to aid memorisation. LLS Use gestures to show they understand.</p>	<p>Listening: 1b Speaking: 1b Reading: 1b</p>	
<p><b>5: At the pet shop</b></p>	<p>Say and respond to <i>un chat, un chien, un cochon, un lapin, une tortue, un serpent, un lapin</i> and <i>une souris</i> Listen to and understand a simple story.</p>	<p>O3.1 Listen and respond to simple rhymes, stories and songs. KAL Imitate pronunciation of sounds. KAL Recognise how sounds are represented in written form. LLS Use actions to aid memorisation. LLS Use gestures to show they understand.</p>	<p>Listening: 2c Speaking: 2a Reading: 2b Writing: 1b</p>	
<p><b>6: Numbers and plurals</b></p>	<p>Say and respond to <i>un chat, un chien, un cochon, un lapin, une tortue, un serpent</i> and <i>une souris</i> Say and respond to <i>un, deux, trois</i> and can form plurals. Learn how to pronounce the phoneme un.</p>	<p>O3.2 Recognise and respond to sound patterns and words. O3.4 Listen attentively KAL Imitate pronunciation of sounds. LLS Recognise words which the teacher mouths silently. LLS Use gestures to show they understand.</p>	<p>Listening: 2c Speaking: 2c Reading: 2c Writing: 2c</p>	
<p><b>7: Connectives and simple sentences</b></p>	<p>Say and respond to <i>voici</i> and <i>et</i> and form a simple sentence using these words. Learn how to pronounce the phoneme un.</p>	<p>O3.2 Recognise and respond to sound patterns and words. O3.3 perform simple communicative tasks using phrases and short sentences. KAL Imitate pronunciation of sounds. KAL Recognise commonly used rhyming sounds. L3.1 Recognise some familiar words in written form.</p>	<p>Listening: 2c Speaking: 2c Reading: 2c Writing: 2c</p>	
<p><b>8: Gender</b></p>	<p>Start to understand the concept of gender and how <i>un</i> and <i>une</i> point to different genders. Learn how to pronounce the phoneme u. Pronounce <i>un</i> and <i>une</i> correctly.</p>	<p>O3.2 Recognise and respond to sound patterns and words. KAL Imitate pronunciation of sounds. KAL Identify specific sounds, phonemes and words. L3.1 Recognise some familiar words in written form.</p>	<p>Listening: 1a Speaking: 1a Reading: 1a Writing: 2b</p>	




		LLS	Compare the language with English.		
9: Memorisation & storytelling	Start to develop memorisation strategies for a foreign language. Take part in a dramatical retelling of a story.	O3.2 KAL KAL LLS LLS	Recognise and respond to sound patterns and words. Imitate pronunciation of sounds. Identify specific sounds, phonemes and words. Recognise some familiar words in written form. Compare the language with English.	Listening: 2b Speaking: 2b Reading: 2b Writing: 2c	
10: Je m'appelle	Say <i>je m'appelle</i> and say and respond to <i>et toi?</i> Devise and take part in a simple role play.	O3.1 O3.3 KAL LLS	Listen and respond to songs. Perform simple communicative tasks using single words, phrases and short sentences. Imitate pronunciation of sounds. Recognise some familiar words in written form.	Listening: 2c Speaking: 2c Reading: 2c Writing: 2c	
11: French names	Learn some common French names. Learn how to pronounce the phonemes i, in, eu and th.	O3.1 O3.2 O3.3 KAL KAL LLS	Listen and respond to songs. Recognise and respond to sound patterns and words. Perform simple communicative tasks using single words, phrases and short sentences. Recognise that languages describe familiar things differently. Identify specific sounds, phonemes and words. Experiment with the writing of simple words.	Listening: 2c Speaking: 2c Reading: 2c Writing: 1b	
12: Je suis and Ma maman story	Say and respond to <i>je suis</i> and form a sentence with the phrase. Can identify some cognates in French. Learn how to pronounce the phoneme j.	O3.1 O3.2 O3.3 LLS LLS	Listen and respond to simple rhymes, stories and songs. Recognise and respond to sound patterns and words. Perform simple communicative tasks using single words, phrases and short sentences. Use the context of what they see/read to determine some of the meaning. Compare the language with English.	Listening: 2b Speaking: 2b Reading: 2b	
Christmas	Learn a French Christmas song and make a French Christmas card. Enjoy a simple Christmas-themed story and learn some vocabulary relating to Christmas.	O3.1 IU3.3 KAL LLS LLS	Listen and respond to simple rhymes, stories and songs. Identify social conventions in other cultures. Recognise that languages describe familiar things differently. Use the context of what they read to determine some of the meaning. Compare the language with English.	Listening: 2a Speaking: 1a Reading: 2a Writing: 1b	

<p><b>13: Colours and aliens story</b></p>	<p>Say and respond to eight colours: <i>bleu, rouge, jaune, vert, marron, rose, orange</i> and <i>gris</i> Use <i>je suis</i> with a colour.</p>	<p>O3.1 Listen and respond to simple rhymes, stories and songs. O3.2 Recognise and respond to sound patterns and words. O3.4 Listen attentively and understand instructions. KAL Imitate pronunciation of words. KAL Hear main word classes. KAL Recognise how sounds are represented in written form. LLS Play games to aid memorisation.</p>	<p>Listening: 2b Speaking: 2c Reading: 2b Writing: 1b</p>	
<p><b>14: Colours and opinions</b></p>	<p>Give a simple opinion <i>j'adore</i> or <i>je déteste</i> about a colour. Use <i>le</i> with a colour when giving an opinion about it. Learn how to pronounce the phonemes <i>a</i> and the short <i>e</i>.</p>	<p>O3.1 Listen and respond to simple rhymes, stories and songs. O3.2 Recognise and respond to sound patterns and words. O3.4 Listen attentively and understand instructions. KAL Imitate pronunciation of words. KAL Hear main word classes. KAL Recognise how sounds are represented in written form.</p>	<p>Listening: 2c Speaking: 2c Reading: 2c Writing: 2c</p>	
<p><b>15: Word order of adjectives</b></p>	<p>All can understand, write and say a sentence describing the colour of an animal using the correct word order. Some can use two different colours and a connective to describe an animal.</p>	<p>KAL Hear main word classes. KAL Recognise how sounds are represented in written form. KAL Recognise that languages describe familiar things differently. LLS Play games to aid memorisation. LLS Write new words. L3.3 Experiment with the writing of simple words.</p>	<p>Listening: 2b Speaking: 2b Reading: 2b Writing: 2b</p>	
<p><b>16: Word order and opinions</b></p>	<p>Use two different colours and a connective to describe an animal. Give an opinion about the animal.</p>	<p>KAL Hear main word classes. KAL Recognise how sounds are represented in written form. O3.3 Perform simple communicative tasks using single words, phrases and short sentences. O3.4 Listen attentively LLS Play games to aid memorisation.</p>	<p>Listening: 2a Speaking: 2a Reading: 2a</p>	
<p><b>17: The enormous turnip</b></p>	<p>Listen and respond to a simple story using repetition and gestures. Sing a well-known traditional French song. Learn how to pronounce the phoneme <i>ai</i>.</p>	<p>O3.1 Listen and respond to a simple story and rhyme. L3.2 Read aloud familiar words. LLS Use the context of what they see/ read to determine some of the meaning. LLS Use gestures to show they understand. LLS Play games to aid memorisation.</p>	<p>Listening: 2a Speaking: 2b Reading: 2a</p>	

18: Numbers 1-10	Understand and act out a simple story Understand and say numbers 1-10 and zero in French and do simple addition and subtraction sums using these numbers.	O3.1 Listen and respond to a simple story and rhyme. L3.3 Experiment with the writing of simple words. LLS Use gestures to show they understand. LLS Play games to aid memorisation.	Listening: 2a Speaking: 2a Reading: 2a Writing: 1b	
19: Numbers and j'ai	Understand and say numbers 1-10 and zero in French and do simple addition and subtraction sums using these numbers. Understand and use <i>j'ai</i> and know the difference between <i>j'ai</i> and <i>je suis</i> .	O3.3 Perform simple communicative tasks using single words and phrases. L3.3 Experiment with the writing of simple words. O3.2 Recognise and respond to sound patterns in words. O3.4 Listen attentively. LLS Play games to aid memorisation.	Listening: 2b Speaking: 2b Reading: 2b Writing: 2b	
20: Age	Understand someone asking how old they are ( <i>quel âge as-tu?</i> ) and reply using a sentence stating their age. Learn how to pronounce the phoneme ai.	O3.2 Recognise and respond to sound patterns and words. O3.4 Listen attentively L3.3 Experiment with the writing of simple words. KAL Recognise the languages describe familiar things differently. LLS Compare the language with English.	Listening: 2b Speaking: 2b Reading: 2b Writing: 2b	
21: Definite (le,le,les) and indefinite articles (un,une)	Understand the difference between le/la/les and un/une in French and know when to use each type of article. Take part in a simple role play based on a story.	O3.1 Listen and respond to a simple story. O3.3 Perform simple communicative tasks using short sentences. IU3.3 Identify social conventions. KAL Hear main word classes. LLS Use the context of what they see/ read to determine some of the meaning. LLS Recognise words which the teacher mouths silently.	Listening: 2a Speaking: 2a Reading: 2a Writing: 2c	
Easter	Understand and enjoy an Easter-themed story. Sing a French song.	O3.1 Listen and respond to simple rhymes, stories and songs. L3.3 Recognise some familiar words in written form. KAL Recognise question forms and negatives. KAL Imitate pronunciation of sounds.	Listening: 2a Reading: 2a	
22: Je	Understand the phrase <i>Qu'est-ce que tu voudrais?</i>	O3.3 Perform simple communicative tasks using short sentences. L3.1 Recognise some familiar words in written form.	Listening: 2a Speaking: 2a Reading: 2a	

voudrais	Use the phrase <i>je voudrais</i> in appropriate contexts.	LLS Use the context of what they see/ read to determine some of the meaning. LLS Practise new language with a friend. LLS Look at the face of the person speaking and listen attentively. LLS Play games to aid memorisation.		
23: The connective 'mais'	Create sentences using the language <i>j'adore/ je déteste ... mais je voudrais.</i>	O3.3 Perform simple communicative tasks using short sentences. L3.1 Recognise some familiar words in written form. LLS Use the context of what they see/ read to determine some of the meaning. LLS Practise new language with a friend. LLS Recognise words which the teacher mouths silently. LLS Play games to aid memorisation.	Listening: 2a Speaking: 2a Reading: 2a Writing: 2a	
24: C'est & the Hare and the Tortoise	Practise opinion phrases <i>j'adore/ je déteste ...</i> Practise extending sentences with <i>mais</i> . Learn the high frequency phrase <i>c'est</i> . Learn some new animal nouns.	O3.3 Perform simple communicative tasks using short sentences. L3.1 Recognise some familiar words in written form. LLS Use the context of what they see/ read to determine some of the meaning. LLS Practise new language with a friend. LLS Recognise words which the teacher mouths silently. LLS Play games to aid memorisation.	Listening: 2a Speaking: 2a Reading: 2a Writing: 2a	
25: Aussi	Ask questions with <i>c'est qui?</i> Extend sentences with <i>et</i> and <i>aussi</i> .	O3.1 Listen and respond to stories O3.2 Recognise and respond to sound patterns and words O3.3 Perform simple communicative tasks LLS Practise new language with a friend. LLS Use the context of what they see to determine meaning.	Listening: 2a Speaking: 2a Reading: 2a Writing: 2c	
26: Numbers 1-15	Revise numbers 1-10 Learn numbers 11-15. Learn how to pronounce the nasal phoneme on.	O3.2 Recognise and respond to sound patterns and words. L3.1 Recognise some familiar words in written form. KAL Identify specific sounds, phonemes and words. LLS Play games to aid memorisation.	Listening: 2b Speaking: 2b Reading: 2b Writing: 2b	
27: Days of	Revise <i>j'adore/et toi?</i> Learn days of the week.	O3.2 Recognise and respond to sound patterns and words. L3.1 Recognise some familiar words in written form.	Listening: 2b Speaking: 2c-3c	



the week	Learn how to pronounce the /r/ phoneme correctly.	L3.3 KAL LLS	Experiment with the writing of simple words. Identify specific sounds, phonemes and words. Play games to aid memorisation.	Reading: 2b	
28: Revision and raps	Revise days of the week. Create a rap based on much of the language they have covered in Y3 in French.	O3.3 L3.3 KAL KAL LLS	Perform simple communicative tasks using single words, phrases and short sentences. Experiment with the writing of simple words. Identify specific sounds, phonemes and words. Imitate pronunciation of sounds. Practise new language with a friend.	Listening: 2a Speaking: 2c-3c Reading: 2a Writing: 2c-3c	
29: Assessment & rap performance	Perform a rap based on much of the language they have covered in Y3 in French. Complete an assessment in the different language skills, if desired.	O3.3 O3.4 L3.1 L3.3 KAL	Perform simple communicative tasks using single words, phrases and short sentences. Listen attentively and understand everyday language. Recognise some familiar words in written form. Experiment with the writing of simple words. Notice the spelling of familiar words.	Listening: 1a-2a Speaking: 1a-2a Reading: 1a-2a Writing: 1a-2a	
30: Paris	Revise opinions and connectives. Learn about location of Paris. Learn about four famous Paris landmarks.	LLS IU3.3 L3.1 IU3.4	Use the context of what they see/read to determine some of the meaning. Identify social conventions at home and in other cultures Recognise some familiar words in written form. Make direct or indirect contact with the country/countries where the language is spoken.	Listening: 3c Speaking: 2b-3c Reading: 3c Writing: 2b-3c	